

UNIVERSITY OF CAMBRIDGE INTERNATIONAL EXAMINATIONS  
International General Certificate of Secondary Education

www.PapaCambridge.com

**MARK SCHEME for the May/June 2011 question paper  
for the guidance of teachers**

**0610 BIOLOGY**

**0610/22**

Paper 2 (Core Theory), maximum raw mark 80

Mark schemes must be read in conjunction with the question papers and the report on the examination.

- Cambridge will not enter into discussions or correspondence in connection with these mark schemes.

Cambridge is publishing the mark schemes for the May/June 2011 question papers for most IGCSE, GCE Advanced Level and Advanced Subsidiary Level syllabuses and some Ordinary Level syllabuses.

<b>Page 2</b>	<b>Mark Scheme: Teachers' version</b>	<b>Syllabus</b>	
	<b>IGCSE – May/June 2011</b>	<b>0610</b>	

### General notes

Do not exceed the section sub-totals or question maxima.

Symbols used in mark scheme and guidance notes.

/ separates alternatives for a marking point

; separates points for the award of a mark

MP mark point – used in guidance notes when referring to numbered marking points

ORA or reverse argument/reasoning

OWTTE or words to that effect

A accept – as a correct response

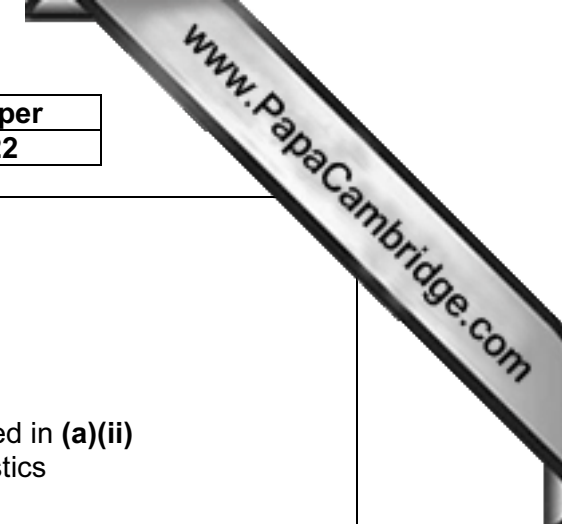
R reject – this is marked with a cross and any following correct statements do not gain any marks

I ignore/irrelevant/inadequate – this response gains no mark, but any following correct answers can gain marks.

( ) the word/phrase in brackets is not required to gain marks but sets the context of the response for credit.  
e.g. (waxy) cuticle. Waxy not needed but if it was described as a cellulose cuticle then no mark is awarded.

mitosis underlined words – this word only

<b>Page 3</b>	<b>Mark Scheme: Teachers' version</b>	<b>Syllabus</b>	<b>Paper</b>
	<b>IGCSE – May/June 2011</b>	<b>0610</b>	<b>22</b>



<p><b>1 (a) (i)</b> lime water / hydrogencarbonate indicator;</p> <p><b>(ii)</b> respiration; excretion;</p> <p><b>(b)</b> growth; sensitivity / irritability; movement; nutrition; reproduction;</p> <p>any three – 1 mark each</p>	<p>[1]</p> <p>[2]</p> <p>[3]</p> <p><b>[Total: 6]</b></p>	<p>A – bicarbonate indicator</p> <p>I – ref. to decomposition</p> <p>A – respiration, excretion if not credited in <b>(a)(ii)</b></p> <p>A – OWTTE for any of the characteristics</p>
--	---	---

<b>Page 4</b>	<b>Mark Scheme: Teachers' version</b>	<b>Syllabus</b>	<b>Paper</b>
	<b>IGCSE – May/June 2011</b>	<b>0610</b>	<b>22</b>



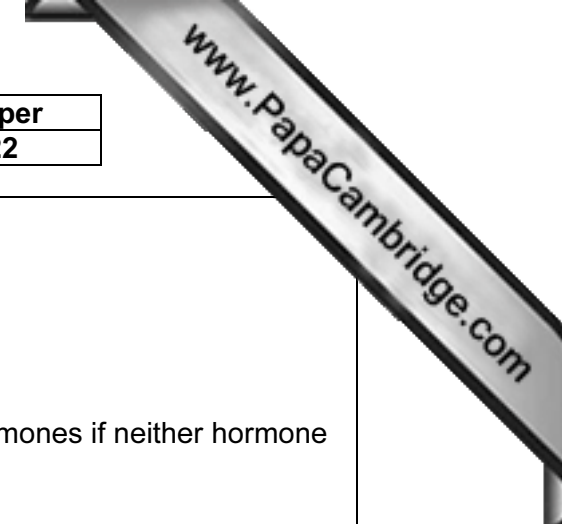
<p><b>2 (a) (i)</b> 1 male has larger body to maintain / repair;  2 more likely to do physical work (so more wear and tear) / OWTTE;  3 male has higher metabolic rate;</p> <p>any two – 1 mark each [2]</p> <p><b>(ii)</b> breast feeding female needs energy for herself;  and for the (energy needs of) baby; [2]</p> <p><b>(b) (i)</b> 1 both have same need for body repair / maintenance as average female / OWTTE;  2 pregnant female needs additional for fetus;  3 breast feeding female needs additional for milk;  4 baby / fetus is growing;</p> <p>any three – 1 mark each [3]</p> <p><b>(ii)</b> 1 males have more growth than females in this period;  2 effect of slightly later growth spurt / puberty;  3 effect of final larger body skeleton / muscles;  4 higher wear and tear / maintenance;</p> <p>any two – 1 mark each [2]</p> <p><b>(c)</b> menstruation / OWTTE; [1]</p> <p style="text-align: right;"><b>[Total: 10]</b></p>	<p>I – male does more work, works harder</p> <p>A – more needed to move around, more needed for milk production  A – infant, child</p> <p>A – suckling, feeding baby</p> <p>A – growth slows earlier in girls, OWTTE</p> <p>A – more blood has to be produced</p>
--	---

Page 5	Mark Scheme: Teachers' version	Syllabus	Paper
	IGCSE – May/June 2011	0610	22



<p><b>3 (a) (i)</b> A – epidermis; B – (hair) erector muscle; C – capillaries;  D – sweat gland; [4]</p> <p><b>(ii)</b> touch; pressure; temperature change / heat / cold; pain;  any two – 1 mark each [2]</p> <p><b>(b)</b> 1 release sweat; 2 evaporation of water (in sweat); 3 needs heat from body; 4 cools blood / body; 5 rate of sweating can be varied depending on body temperature;  any three – 1 mark each [3]</p> <p style="text-align: right;"><b>[Total: 9]</b></p>	<p>A – cornified layer, dead cells</p> <p>A – blood vessels I – vein, artery</p>
--	--

Page 6	Mark Scheme: Teachers' version	Syllabus	Paper
	IGCSE – May/June 2011	0610	22



<p><b>4 (a) (i)</b> E – urethra; F – vagina; G – anus;</p> <p style="text-align: right;">[3]</p> <p><b>(ii) ovaries</b> 1 production / release of ova / female gametes; 2 production / release of oestrogen; 3 production / release of progesterone;</p> <p>any two – 1 mark each</p> <p style="text-align: right;">[2]</p> <p><u>oviducts</u> 1 passageway for ovum to reach uterus; 2 moved along by cilia / ciliated tissue / peristalsis; 3 usual site of fertilisation;</p> <p>any two – 1 mark each</p> <p style="text-align: right;">[2]</p> <p><b>(b) (i)</b> surgical removal of ovaries / uterus or cutting / ligaturing oviducts;</p> <p style="text-align: right;">[1]</p> <p><b>(ii)</b> prevents female body fluids coming in contact with male tissue / male body fluids coming in contact with female tissue;</p> <p style="text-align: right;">[1]</p> <p><b>(iii)</b> contraceptive pill / spermicide; prevents ovulation / prevents implantation / kills sperm</p> <p style="text-align: right;">[2]</p> <p style="text-align: right;"><b>[Total: 11]</b></p>	<p>A – birth canal A – rectum</p> <p>A – egg cells A – production, release of female hormones if neither hormone named</p> <p>A – egg cell</p> <p>A – tying</p> <p>A – ref. to causative agent in lieu of body fluid A – named example</p> <p>A – morning after pill, contraceptive patch / implant / injection</p>
--	---

<b>5 (a)</b>			
	<i>continuous variation</i>	<i>discontinuous variation</i>	
<i>example of variation in humans</i>	height / mass;	blood group / ear lobe shape / eye colour;	A – other relevant examples
<i>factors that influence variation</i>	genes and environment;	genes (only);	A – specific environmental factors
			[4]
<b>(b) (i)</b>	a gene is a length of DNA / is a unit of inheritance / is code for a protein;		
	an allele is any of 2 or more alternative forms of a gene;		[2]
<b>(c)</b>	diploid nucleus formed by mitosis, haploid by meiosis;		
	diploid nucleus has twice the chromosomes of haploid;		
	body cells are diploid, gametes are haploid;		[3]
			A – genes, genetic material
			A – any correct named examples
			<b>[Total: 9]</b>

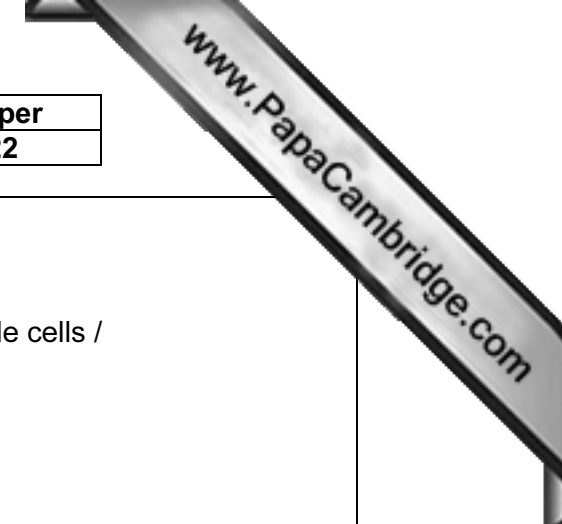
Page 8	Mark Scheme: Teachers' version	Syllabus	Paper
	IGCSE – May/June 2011	0610	22



6	(a) (i) diffusion;	[1]	A – active uptake, active transport;
	(ii) xylem;	[1]	I – vascular tissue
	(b) (i) through the villi; in small intestine / ileum;	[2]	
	(ii) vitamin D;	[1]	A – calciferol
	(iii) bones / teeth;	[1]	A – enamel, dentine, named bone or tooth
	(iv) in milk / when suckling;	[1]	A – ref. to passage across placenta to fetus
	(c) 1 sheep releases energy;		
	2 by respiration;		
	3 for use in body activities;		
	4 e.g. chemical reactions / movement / passage of nerve impulses etc;		
5 to replace lost heat / maintain body temperature;			
6 as sheep warmer than environment;			
7 not all grass digested / not all products of digestion absorbed;			
8 lost in faeces / urine;		A – lost in milk taken by humans	
9 energy trapped / retained in sheep's tissues;			
any four – 1 mark each			
		<b>[Total: 11]</b>	




Page 9	Mark Scheme: Teachers' version	Syllabus	Paper
	IGCSE – May/June 2011	0610	22



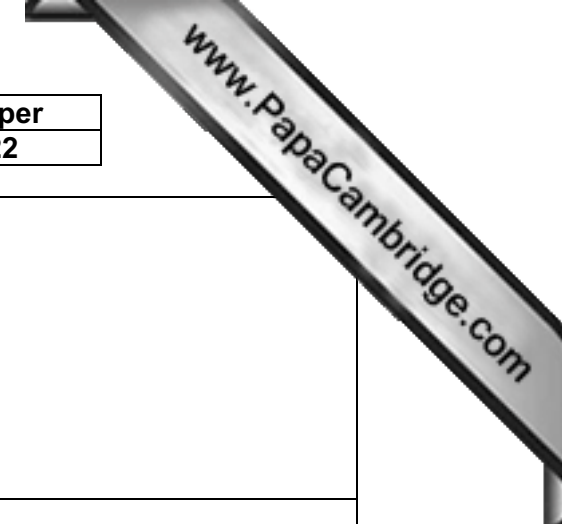
<p>7 (a) (i) 1 keep out pathogens; 2 keep in water / reduce loss of water; 3 because it is impermeable to water; 4 transparent so lets light through;</p> <p>any two – 1 mark each [2]</p> <p>(ii) 1 diffusion (of carbon dioxide); 2 from higher to lower concentration / down concentration gradient; 3 through stomata; 4 through air spaces;</p> <p>any two – 1 mark each [2]</p> <p>(b) light (intensity); temperature; [2]</p> <p style="text-align: right;"><b>[Total: 6]</b></p>	<p>A – transparent so lets light to palisade cells / photosynthesising cells</p> <p>A – diffuse through cell membrane / through spaces in cell wall</p> <p>A – colour of light / AW, amount of light A – wilting / AW I – water supply</p>
--	--

Page 10	Mark Scheme: Teachers' version	Syllabus	Paper
	IGCSE – May/June 2011	0610	22



<p><b>8 (a) (i)</b> a unit containing all the organisms; and their environment that interact together; [2]</p> <p><b>(ii)</b> producer – organism that makes its own nutrients / food; consumer – organism that gets its energy by feeding on other organisms; [2]</p> <p><b>(b)</b> hibiscus → beetle → tarantula → snake → hawk mango → beetle → tarantula → snake → hawk mango → caterpillar → tarantula → snake → hawk mango → caterpillar → frog → snake → hawk grass → grasshopper → tarantula → snake → hawk grass → grasshopper → rat → snake → hawk grass → snail → rat → snake → hawk</p> <p>in each example –</p> <ol style="list-style-type: none"> <li>1 five (and only five) organisms quoted starting with a producer and end with hawk;</li> <li>2 organisms in correct sequence and from food web;</li> <li>3 arrows in correct direction of energy flow; [3]</li> </ol> <p><b>(c)</b> snake population falls / decreases; less food for frogs / tarantulas; therefore less tarantulas / frogs for snakes to eat; less food for kiskedee / bird; less food for hawks; hawks eat more snakes;</p> <p>any four – 1 mark each [4]</p>	<p>A – uses sunlight for photosynthesis, photosynthesises A – gets organic nutrients from other organisms, reliant on producers</p> <p>A – spider for tarantula</p> <p>If drawn as a pyramid can gain MP1 and 2</p> <p>A – spider for tarantula</p> <p>A – logical sequence involving less hibiscus eaten by beetles, more food for aphids, for ladybirds, for frogs, more food for snakes, population rises</p>
---	--

Page 11	Mark Scheme: Teachers' version	Syllabus	Paper
	IGCSE – May/June 2011	0610	22



<p><b>(d)</b> could kill useful insects; e.g. pollinators / predators of other pests; can accumulate in food chain / ref to bioaccumulation; sterility / death of top carnivores / hawk;</p> <p>any two – 1 mark each [2]</p> <p><b>[Total: 13]</b></p>	<p>A – kills food of kiskedee, rat</p>
<p><b>9 (a)</b> made of protein; functions as a biological catalyst / speeds up chemical reactions in organisms; [2]</p> <p><b>(b)</b> lactase could be coagulated / denatured in stomach; because of very low / acidic pH; as it normally works in alkaline conditions in small intestine; protease in stomach may digest it;</p> <p>any three – 1 mark each [3]</p> <p><b>[Total: 5]</b></p>	<p>A – not used up in reaction</p>